

SIEMENS



# LV HRC Fuses: DIN Type

Geared up for any situation

Answers for Infrastructure.

Fuses are the fastest & simplest current limiting devices. With a wide current range, multiple voltage ratings and high short circuit strength, Siemens 3NA fuses are perfectly equipped for overcurrent

protection in buildings & industries. The unique combi- indication enables the user to view the fuse status, easily, even from a distance. With Siemens fuses, protection is easy, safe and reliable.



[www.siemens.co.in](http://www.siemens.co.in)

# Introduction

## Short data description : 3NA7 LV HRC Fuses

Standards	IS 13703 Part 2 Section 1(1993); IEC 60269-2
Dimensions	IS 13703; IEC 60269-2
Operating class	gG
Rated Voltage	AC 500V* / DC 440V upto 630A (DC 250V for size 00)
	AC 690V/DC 440V (DC 250V for size 00)
Rated Current Range	2A-800A, AC 500V
	40A-500A, AC 690V
Rated Breaking Capacity	AC 120kA / DC 25kA
Mounting position	as desired but preferably vertical
Resistance to climate	-30°C to +50°C at 95% relative humidity

### LV HRC Fuses

During installations, when the HRC Fuses are mounted on the fuse bases or Switch Disconnecter Fuse Units in panels above certain height, it is very difficult to identify the status of the fuse link; whether healthy or blown. This necessitates requirement of additional front indication.

The combination indicator Fuse has two indicators as against one used in conventional fuses. One indicator is on top cover plate similar to conventional fuses and other indicator is at the centre of the ceramic body of the fuse link. **This helps in clear identification of status of fuse also from the front.**

3NA7 LV HRC Fuses are available in 4 different sizes from 2 to 400A. The Size 3 fuses (315A -800A) continue to be with single indicator on top. The main part of the LV

HRC fuse is the fuse element of high-grade copper. The important factors for conductivity are the resistance value per meter, the material thickness and the dimensional accuracy. Three important criteria in the production of the fuse elements are:

- Accurate cutting and punching
- Precise application of the solder deposit
- Accurate and concentric insertion of the fuse-element in the fuse body.

Where several fuse elements are involved, these are fitted exactly parallel to each other in the fuse body. This ensures adequate cooling of the individual arcs. The precision of the parallel arrangement can be verified by observing the beads of molten metal after the fuse has responded to short circuit. The fuse-element must not be too close to the wall of

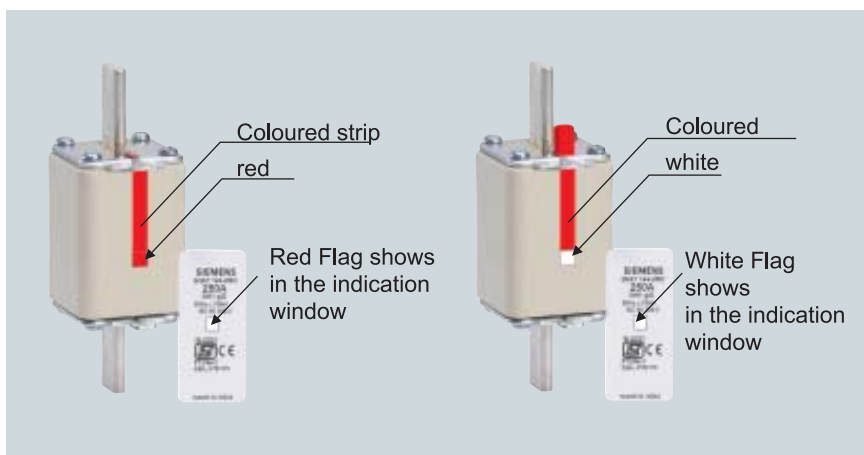
the fuse body or otherwise there will be no protective layer of sand. If the arc were to touch the wall of the fuse body, the fuse might burst or blow.

The fuse elements of 3NA7 & 3NA3 fuses are of operating class gG. The use of silver-plated or pure silver fuse-elements is not required for physical reasons.

Oxidation, also called scaling of copper, reduces the cross-section of the fuse-element. This occurs only at a temperature of approx. 350°C. In the time/current range within which a fuse operates, however, only temperatures of 180°C to 240°C are attained. Hence safe tripping is ensured with this fuse element.

### Advantages

- High quality of fuse
- Less stresses to downstream equipments during short circuit due to lower let through current
- Low power losses resulting in high economy and minimal heating.
- Safe and reliable breaking capacity from the smallest overload upto the largest short-circuit current.
- Finely graded selectivity level for the optimum use of cable cross sections
- High resistance to ageing
- Constant characteristics even under different temperature conditions



\* 400A (Size II) and 800A, are rated at 415V AC

## Applications

Fuses are primarily used for the protection of cables and conductors against overload and short-circuit currents, and are also suitable for the protection of equipment. Some of the important applications are:

- Use in radial and ring networks with high selectivity
- For back-up protection of MCBs
- For protection of motor circuits in which operational short-term overloads and short-circuits occur
- Short circuit protection for switching devices such as contactors and circuit-breakers

The field of application for fuses include industrial installations, power supply utilities, equipment manufacturers, switchboards and control panels.

## Selectivity

In an installation, as a rule, several fuses are connected in series. Selectivity ensures that in an emergency, only the faulty circuit is disconnected, and not the entire operation. Siemens fuses with operating class gG for a rated voltage up to ~230V are mutually selective in the ratio 1:1.25. This is due to the much lower tolerance range,  $\pm 5\%$  of the time/current characteristics curve. The standard requires a ratio limit of 1:1.6, which our fuses clearly exceed. The cable sizes due to the smaller rated currents can also be reduced.

## Breaking capacity

The fuses distinguish themselves with their high rated breaking capacity of at least 120kA which is achieved through:

- Fuse element design and the manufacturing process
- Precise positioning of fuse element inside the fuse body
- Chemical purity, grain size and density of the quartz sand
- Resistance to pressure and temperature change on the ceramic fuse body

The basic requirements and circuit data for the testing, i.e. voltage, load factor, switching angle etc. are detailed in the international (IEC 60269) standards and Indian standard IS 13703.

## Current limitation

Along with a reliable rated breaking capacity, the let through current of fuse links can also have a significant influence on the economy of an installation.

During the interruption of a short-circuit by a fuse, the short-circuit current also flows through the upstream fuses. The short-circuit current is limited by the network impedance.

By the simultaneous melting of all narrow parts of the fuse element, partial electrical arcs assure quick breaking with greater current limitation. The current limitation is therefore, influenced substantially by the quality of manufacturing.

This strong current limiting property of 3NA7 protects the system for excessive loads.

## Co-ordination for cable and line protection

To ensure co-ordination of fuses with respect to cable and line protection during overload, according to DIN 0100 part 430, the following conditions apply:

$$(1) I_B \leq I_N \leq I_z \text{ (Nominal current range)}$$

$$(2) I_2 \leq 1.45 \times I_N \text{ (Tripping range)}$$

$I_B$ : Operating current of the circuit

$I_N$ : Nominal current of selected protective device

$I_z$ : Permissible current loading capacity at given operating conditions for the cable or line

$I_2$ : Tripping current of the protective device under determined conditions (large test current)

The factor 1.45 is an internationally accepted agreement between utilisation and level of protection for a conductor, when considering the disconnection limits and the possible protective device (e.g. fuses).

## Co-ordination for cable and line protection

Siemens fuse links of the operating class gG completely conform to the supplementary part of the standard IEC 60269, the condition being:

“Disconnection with  $I_2 = 1.45 \times I_N$  for the conventional continuous test under the particular test requirements according to the named supplementary part of standard IEC 60269”.

A direct co-ordination is therefore possible.

## Rated watt loss

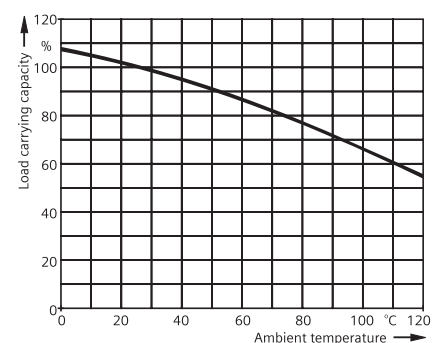
The economy of a fuse depends considerably on the rated watt loss. This should be kept as low as possible by minimal self-heating. Siemens fuses, considering their high breaking capacity, have rated power losses kept as low as possible.

These values lie far below the limits specified in the standards. That means minimal heating, reliable breaking capacity and high economy.

## Load carrying capacity at higher ambient temperatures

### Testing according to IEC 60269

According to IEC 60269, the shape of the time / current characteristic of LV HRC fuse links is referred to an ambient temperature of  $20^\circ\text{C} \pm 5\%^\circ\text{C}$ . When being used at a higher ambient temperature (see diagram), a lower load carrying capacity should be anticipated. For example, at an ambient temperature of  $50^\circ\text{C}$ , a LV HRC fuse link should be loaded with only 90% of the rated current. The short-circuit behaviour is not affected by a high ambient temperature.





# Selection & Ordering Data

## LV HRC fuses : 500V AC

### LV HRC fuse links

- According to IEC 60269/IS 13703
- Rated voltage (AC): 500V \*
- Rated voltage (DC): 440V, upto 630A (250V for size 000/00)
- Utilization Category gG
- Rated breaking capacity: 120kA (AC), 25kA (DC)

	Size	Rating A	Order No.	Weight per unit kg
	000	2	3NA7 802-0RC	0.125
		4	3NA7 804-0RC	
		6	3NA7 801-0RC	
		10	3NA7 803-0RC	
	000	16	3NA7 805-0RC	0.125
		20	3NA7 807-0RC	
		25	3NA7 810-0RC	
		32	3NA7 812-0RC	
	000	40	3NA7 817-0RC	0.125
		50	3NA7 820-0RC	
000	63	3NA7 822-0RC	0.125	
	80	3NA7 824-0RC		
00	100	3NA7 830-0RC	0.190	
	125	3NA7 832-0RC		
	1	160	3NA7 836-0RC	0.270
		50	3NA7 120-0RC	
		63	3NA7 122-0RC	
		80	3NA7 124-0RC	
		100	3NA7 130-0RC	
		125	3NA7 132-0RC	
	1	160	3NA7 136-0RC	0.450
		200	3NA7 140-0RC	
		224	3NA7 142-0RC	
		250	3NA7 144-0RC	
2	2	200	3NA7 240-0RC	0.475
		250	3NA7 244-0RC	
	2	315	3NA7 252-0RC	0.670
		*400	3NA7 260-0RC	
3	3	315	3NA3 352-0RC	1.040
		400	3NA3 360-0RC	
		500	3NA3 365-0RC	
		630	3NA3 372-0RC	
		*800	3NA3 375-4RC	



\* 400A (Size II) and 800A, are rated at 415V AC

# Selection & Ordering Data

## LV HRC fuses : 690V AC

### LV HRC fuse links

- According to IEC 60269/IS 13703
- Rated voltage (AC): 690V
- Rated voltage (DC): 440V, (250V for size 00)
- Utilization Category gG
- Rated short circuit breaking capacity: 120kA (AC), 25kA (DC)

	Size	Rating A	Order No.	Weight per unit kg
	000	2	3NA7 802-6	0.122
		4	3NA7 804-6	0.130
		6	3NA7 801-6	0.122
		10	3NA7 803-6	0.124
		16	3NA7 805-6	0.123
		20	3NA7 807-6	0.128
		25	3NA7 810-6	0.120
		32	3NA7 812-6	0.128
	00	35	3NA7 814-6	0.129
		40	3NA7 817-6RC	0.190
		50	3NA7 820-6RC	
		63	3NA7 822-6RC	
		80	3NA7 824-6RC	
	100	3NA7 830-6RC		
1	125	3NA7 132-6RC	0.270	
	160	3NA7 136-6RC	0.270	
	200	3NA7 140-6RC	0.450	
2	250	3NA7 244-6RC	0.670	
	315	3NA7 252-6RC		
3	400	3NA3 360-6RC	1.040	
	425	3NA3 362-6RC		
	500	3NA3 365-6RC		
				



# Selection & Ordering Data

## LV HRC Fuse Bases






Fuse bases are available in four different ratings corresponding to different sizes of fuse links. They consist of an insulated base on which lyra contacts are fixed. Fuse links can be removed under live conditions. The fuse bases can be supplied either with screw terminals or plug in terminal connection.

The fuse bases are manufactured in accordance with IEC 269 & IS 13703

Rated voltage : AC 690V/DC 440V

### Special Characteristics :


- Low contact resistance due to silver plated lyra contacts
- Easy handling due to special shape of lyra contacts
- Constant contact pressure ensures reliable current conduction

		Conductor - cross section upto mm <sup>2</sup>	Order No.	Weight per unit kg
	<ul style="list-style-type: none"> <li>• Size 00 Rated current 160A (Suitable for fuselink of size 000/00) Single pole</li> </ul>			
	With screw in connection	95	3NH3 030	0.145
	With plug-in connection	6 to 70	3NH3 032	0.145
	<ul style="list-style-type: none"> <li>• Size 1 Rated current 250A</li> </ul>			
	Single pole With screw in connection	150	3NH3 230	0.390
	<ul style="list-style-type: none"> <li>• Size 2 Rated current 400A</li> </ul>			
	Single pole With screw in connection	300	3NH3 330	0.420
	<ul style="list-style-type: none"> <li>• Size 3 Rated current 630A</li> </ul>			
	Single pole With screw in connection	2x40x5	3NH3 430	0.680
	<ul style="list-style-type: none"> <li>• Size 3 Rated current 800A Single pole With screw in connection</li> </ul>	2x40x5	3NH3 430-4RC	0.720

# Selection & Ordering Data




## Isolating Links

Together with fuse bases, these isolating links can effectively be used to serve as removable links in feeders instead of isolators. These are made of silver plated copper alloy in one piece and are similar in construction to the ribbed contact knife of the fuse link.

	Rating	Order No. (Nos.)	Weight per unit (Kg)
	160	3NG1 000	0.075
	250	3NG1 250	0.175
	400	3NG1 300	0.260
	630	3NG1 400	0.280




## Fuse Pullers

Fuse puller with special insulated handle makes it possible to change fuses even under live conditions (on load). A mechanical lock provided on the fuse puller prevents the fuse link from dropping out the puller. The fuse link can be released by merely pressing the push button provided on a fuse puller.

Fuse Puller	Order No. Unit	Weight per unit (Kg)
 3NX1 010	3NX1 010	0.205
 3NX1 011	3NX1 011	0.560
 3NX1 014	3NX1 014	0.480
<b>Fuse Puller</b> Type 3NX1 010, 3NX1 011, 3NX1 014 suitable for all sizes of fuse links and isolating links.		

## 3NX1 Signal Detector Link NEW

3NX1 signal detector links are used for the remote indication of the fuse status (whether fuse has blown or not). These links are to be used with fuses having non-insulated grip lugs.

	MLFB	Description	Fuse Size	Weight per unit (Kg)
	3NX1021	<ul style="list-style-type: none"> <li>Rated voltage upto 690V AC/600V DC</li> <li>Contact: Microswitch 250V AC, 6A</li> </ul>	000-4	0.036
	3NX1022* 3NA1023*	<ul style="list-style-type: none"> <li>Response voltage &gt; 9V AC, 2.5A</li> <li>Response voltage &gt;2V; 7A</li> </ul>	000-4	0.015 0.015
	3NX1024	<ul style="list-style-type: none"> <li>Rated voltage upto 690V AC/600V DC</li> <li>Contact: Microswitch 230V AC, 6A</li> </ul>	000-2	0.010

\* To be used with 3NX1021

# Characteristic Curves

## LV HRC Fuse Links

Time-current characteristic chart

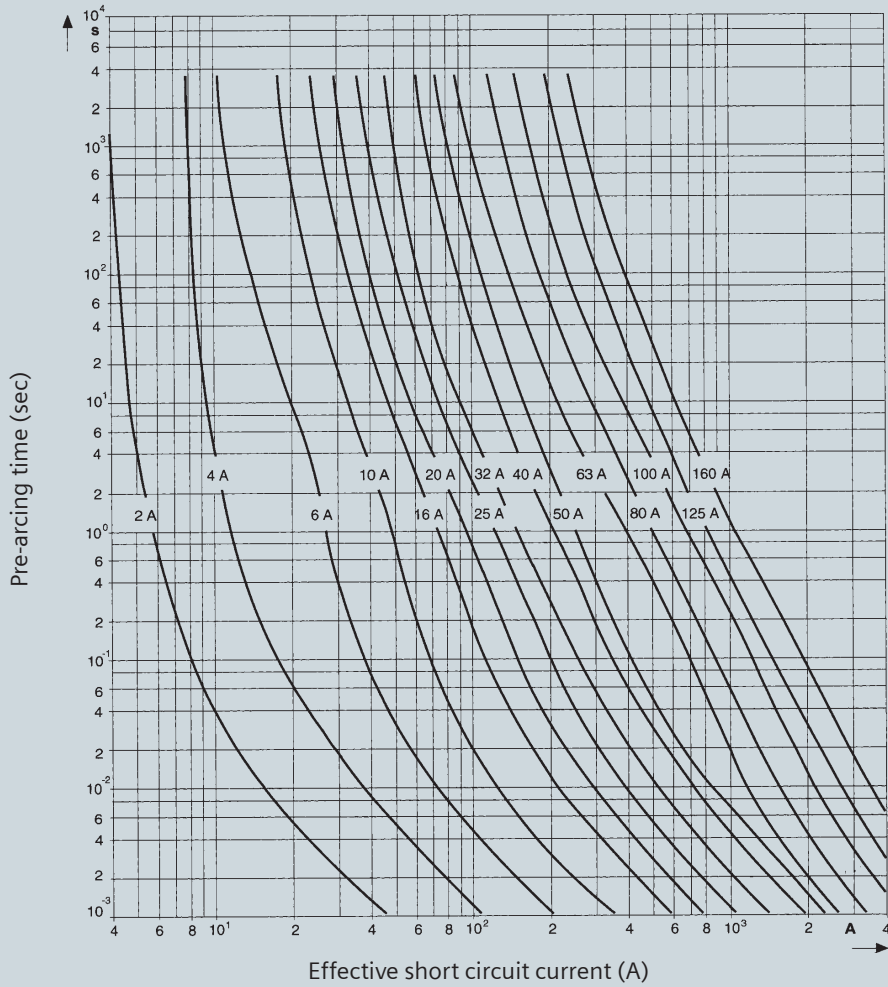
Range  
3NA7 8

Size  
000/00

Operating class  
gG

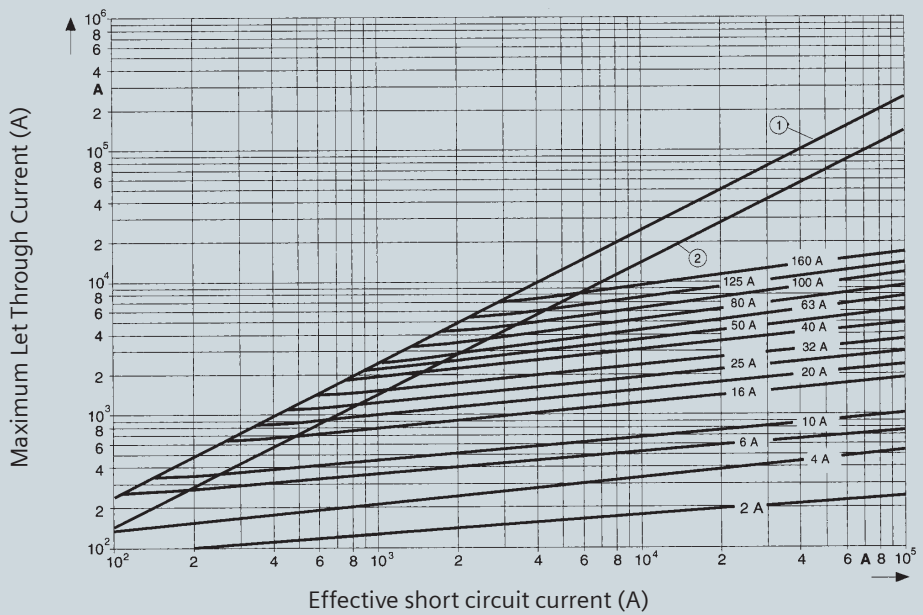
Rated voltage  
AC 500V / DC 250V

Rated current  
2 - 160A



Peak let-through current chart

- ① Peak short circuit current with maximum DC component
- ② Peak short circuit current without DC component





# Characteristic Curves

## LV HRC Fuse Links

Time-current characteristic chart

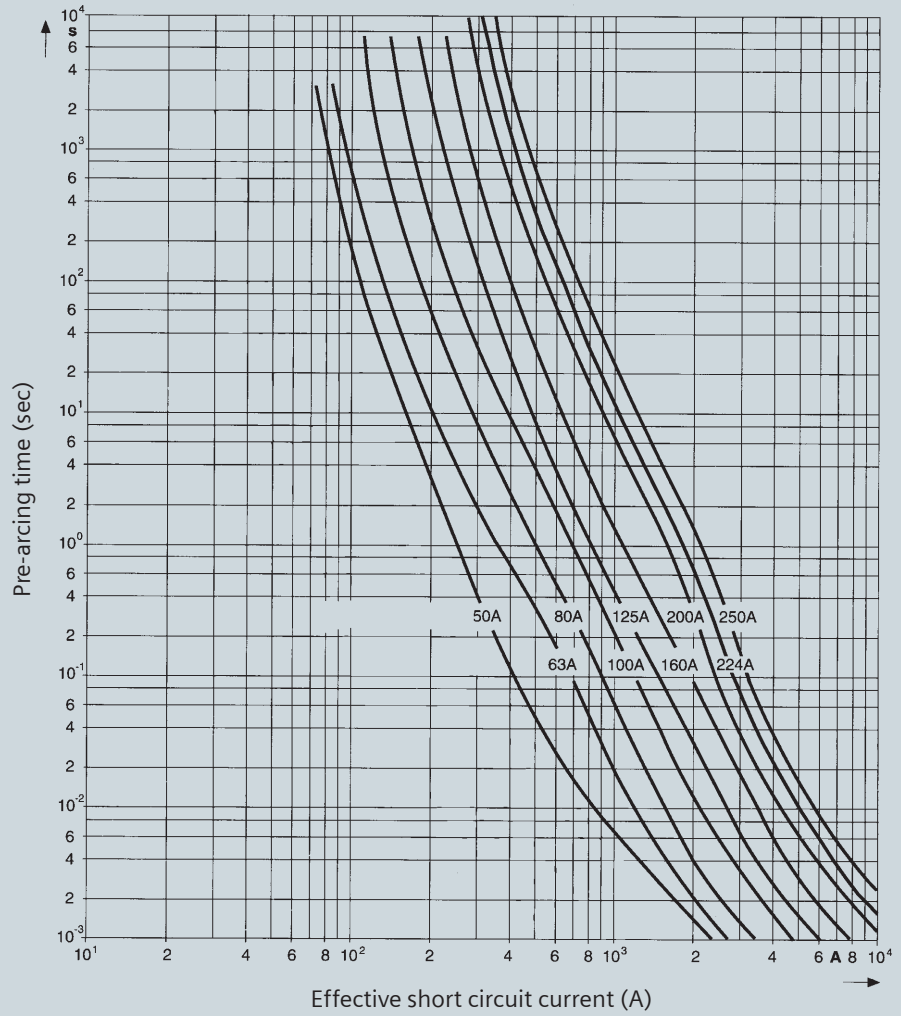
Range  
3NA7 1

Size  
1

Operating class  
gG

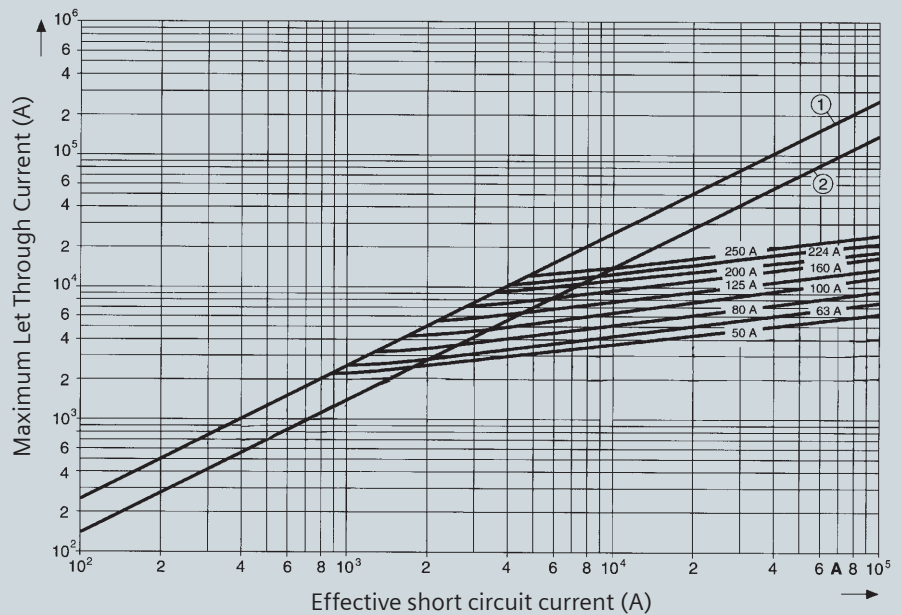
Rated voltage  
AC 500V / DC 440V

Rated current  
50 - 250A



Peak let-through current chart

- ① Peak short circuit current with maximum DC component
- ② Peak short circuit current without DC component



# Characteristic Curves

## LV HRC Fuse Links

Time-current characteristic chart

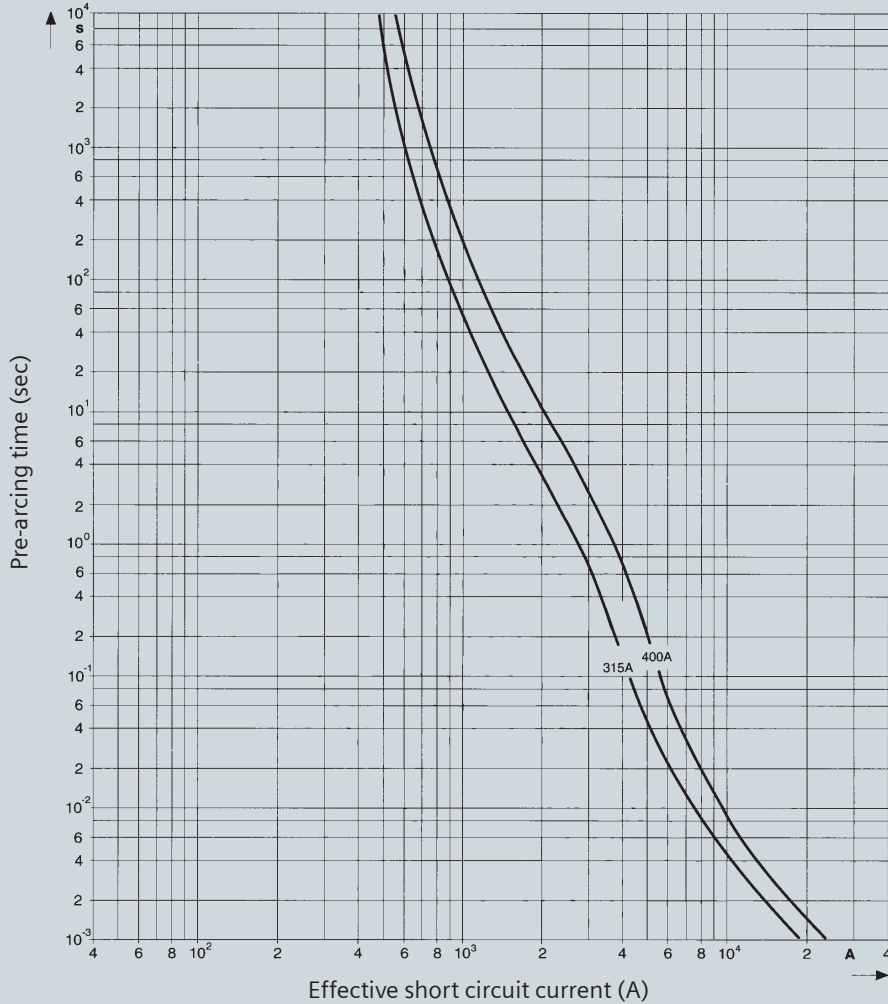
Range  
3NA7 2

Size  
2

Operating class  
gG

Rated voltage  
AC 500V\* / DC 440V

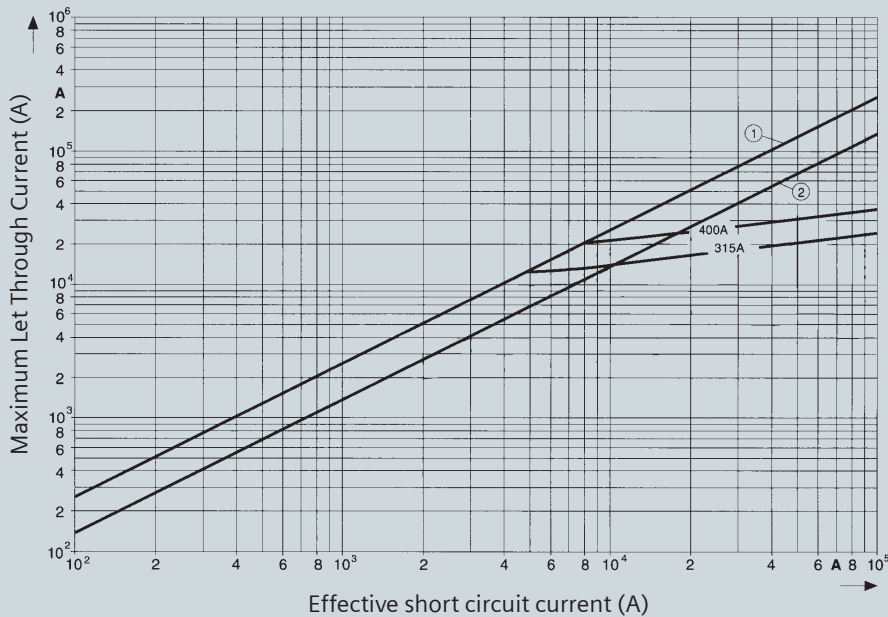
Rated current  
315 - 400A



\* 400A rated at 415V AC

Peak let-through current chart

- ① Peak short circuit current with maximum DC component
- ② Peak short circuit current without DC component



# Characteristic Curves

## LV HRC Fuse Links

Time-current characteristic chart

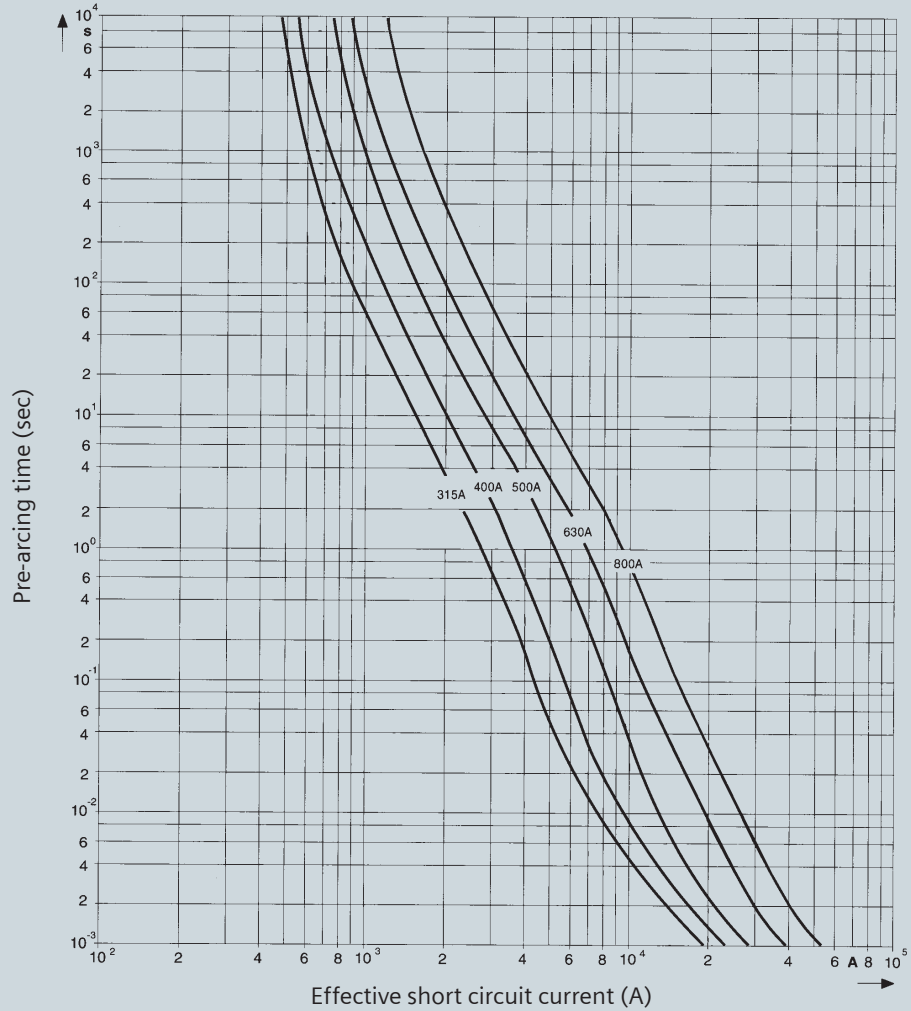
Range  
3NA3 3

Size  
3

Operating class  
gG

Rated voltage  
AC 500V\* / DC440V

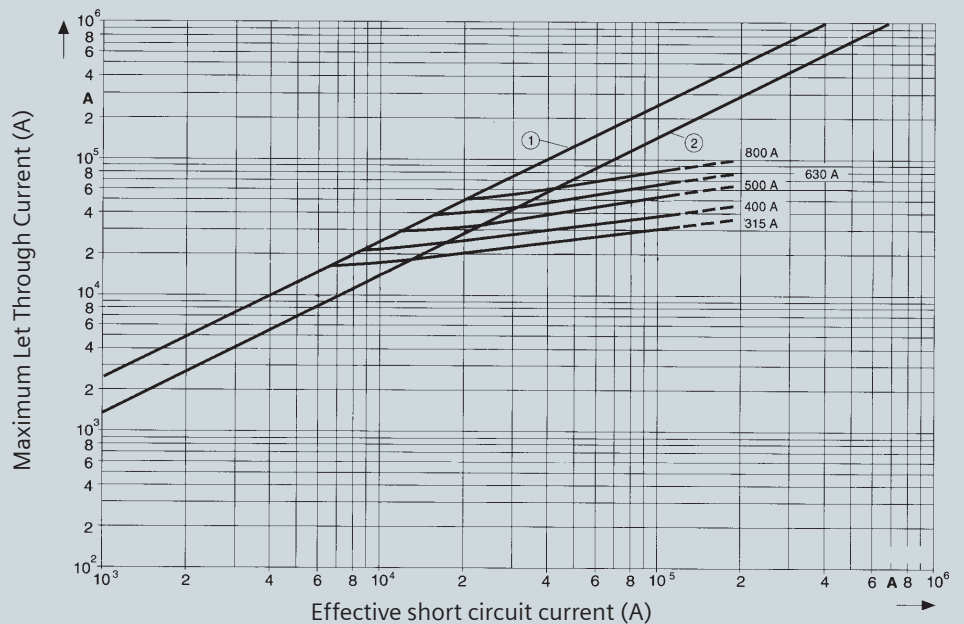
Rated current  
315 - 800A



\* 800A rated at 415V AC

Peak let-through current chart

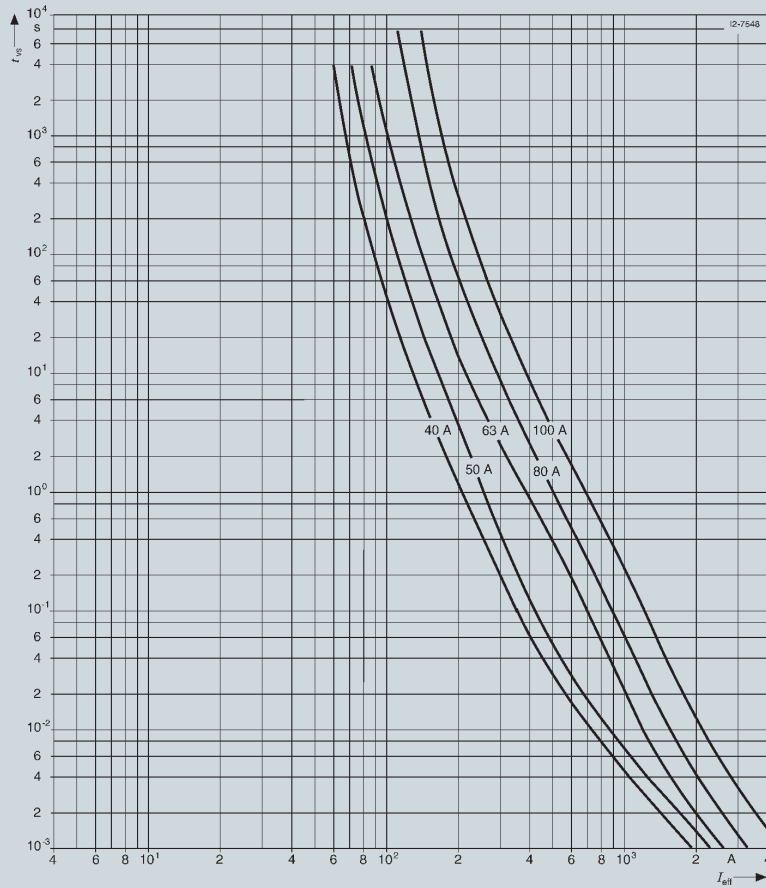
- ① Peak short circuit current with maximum DC component
- ② Peak short circuit current without DC component



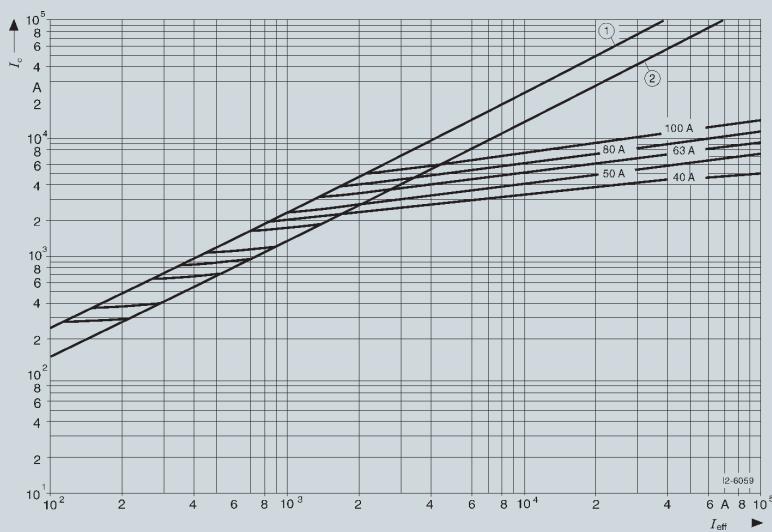
# Characteristic Curves

**Series** : 3NA7 8..-6  
**Size** : 00  
**Operational class** : gG  
**Rated Voltage** : 690V AC/250V DC  
**Rated current** : 40... 100A

Time / current characteristics curves diagram



Current limitation diagram

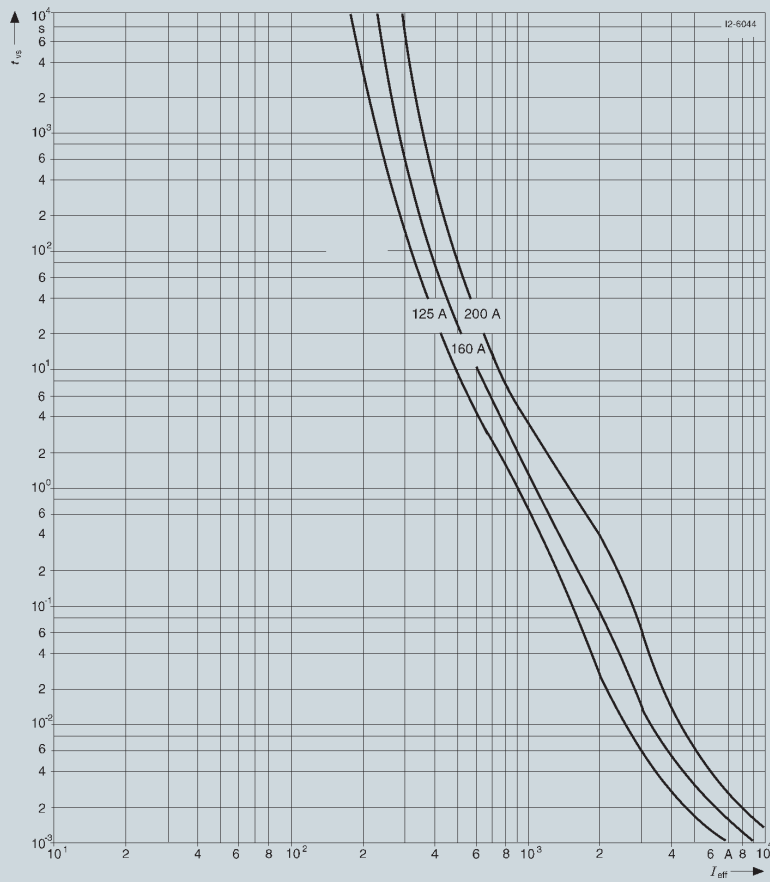


- ① Peak short circuit current with maximum DC component
- ② Peak short circuit current without DC component

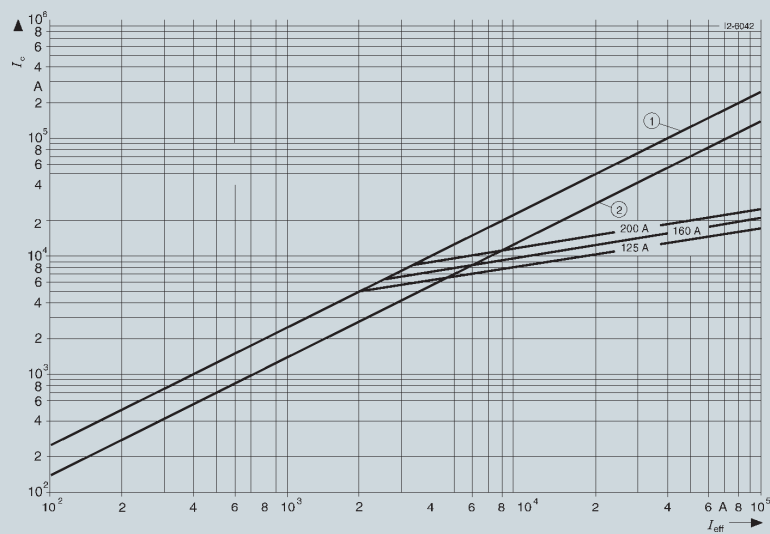
# Characteristic Curves

**Series** : 3NA7 1..-6  
**Size** : 1  
**Operational class** : gG  
**Rated Voltage** : 690V AC/440V DC  
**Rated current** : 125... 200A

Time / current characteristics curves diagram



Current limitation diagram

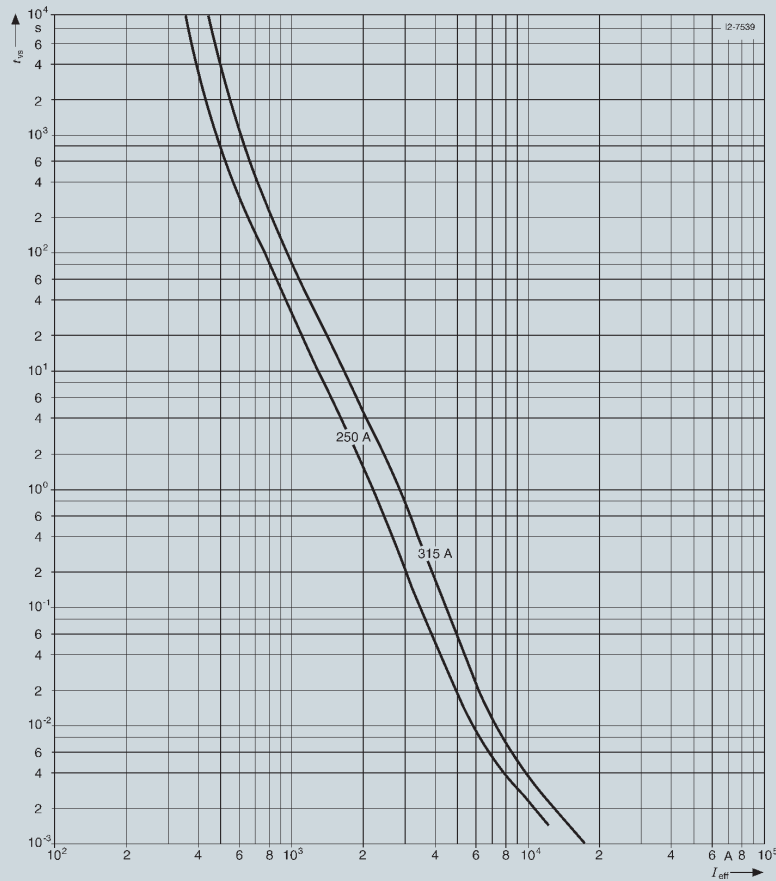


- ① Peak short circuit current with maximum DC component
- ② Peak short circuit current without DC component

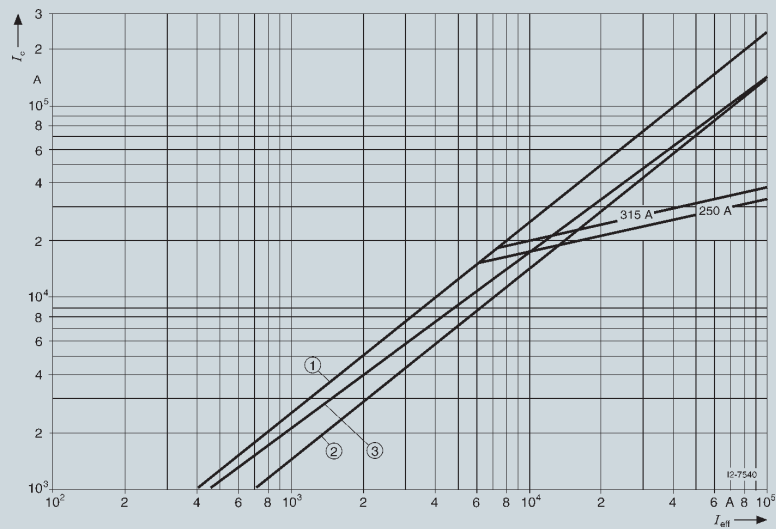
# Characteristic Curves

**Series** : 3NA7 2..-6  
**Size** : 2  
**Operational class** : gG  
**Rated Voltage** : 690V AC/440V DC  
**Rated current** : 250... 315A

Time / current characteristics curves diagram



Current limitation diagram



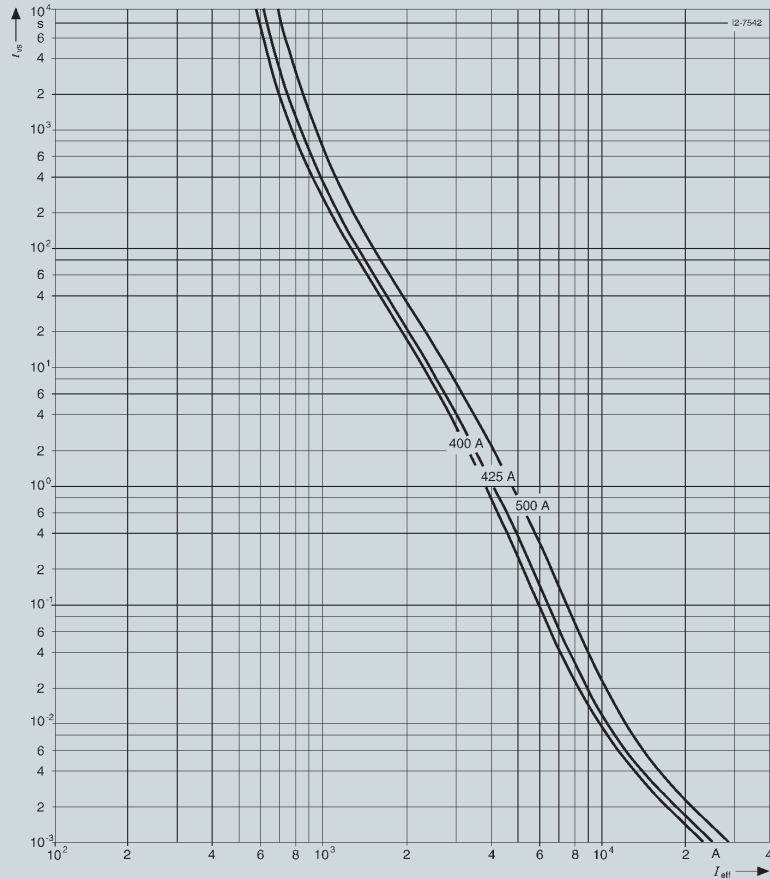
- ① Peak short circuit current with maximum DC component
- ② Peak short circuit current without DC component



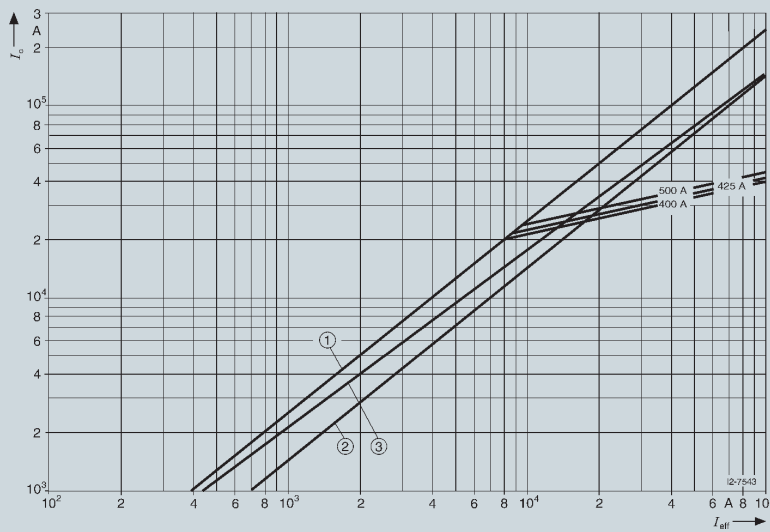
# Characteristic Curves

**Series** : 3NA3 3..-6  
**Size** : 3  
**Operational class** : gG  
**Rated Voltage** : 690V AC/440V DC  
**Rated current** : 400... 500A

Time / current characteristics curves diagram

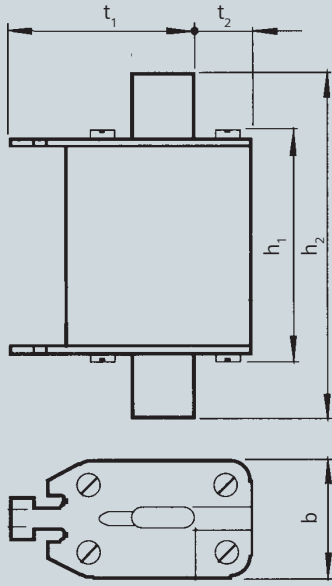


Current limitation diagram



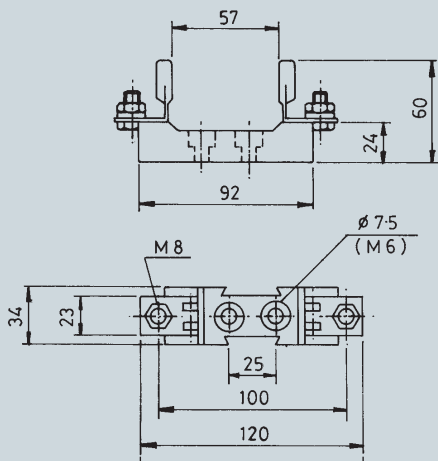
- ① Peak short circuit current with maximum DC component
- ② Peak short circuit current without DC component

# Dimensions

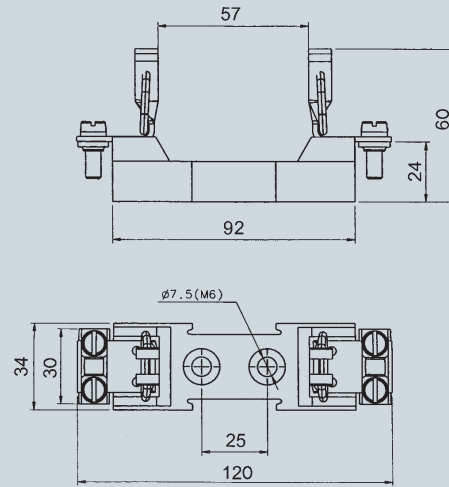


Sizes	Rating	MLFB	b	$h_1$	$h_2$	$t_1$	$t_2$
000	2A - 100A	3NA78...	21	54	80	45	8
00	125A - 160A	3NA78...	30	54	80	45	14
1	100A - 160A	3NA71...	30	75	137	50	15
1	200A - 250A	3NA71...	47	75	137	51	9
2	200A - 250A	3NA72...	47	75	151	58	10
2	315A - 400A	3NA72...	58	74	151	59	13
3	315A - 800A	3NA33...	71.2	74	151	69.5	12.8

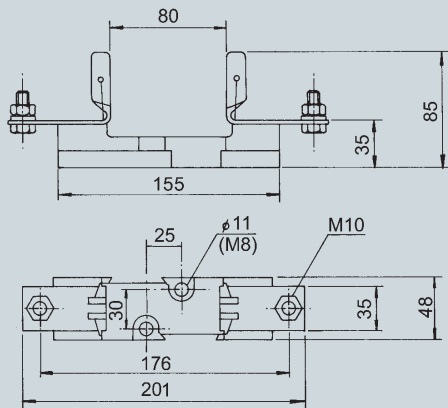
## 3NH3 Fuse Bases



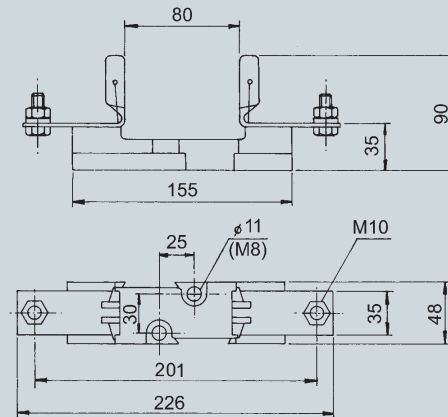
3NH3 030 (Size 00)



3NH3 032 (Size 00)



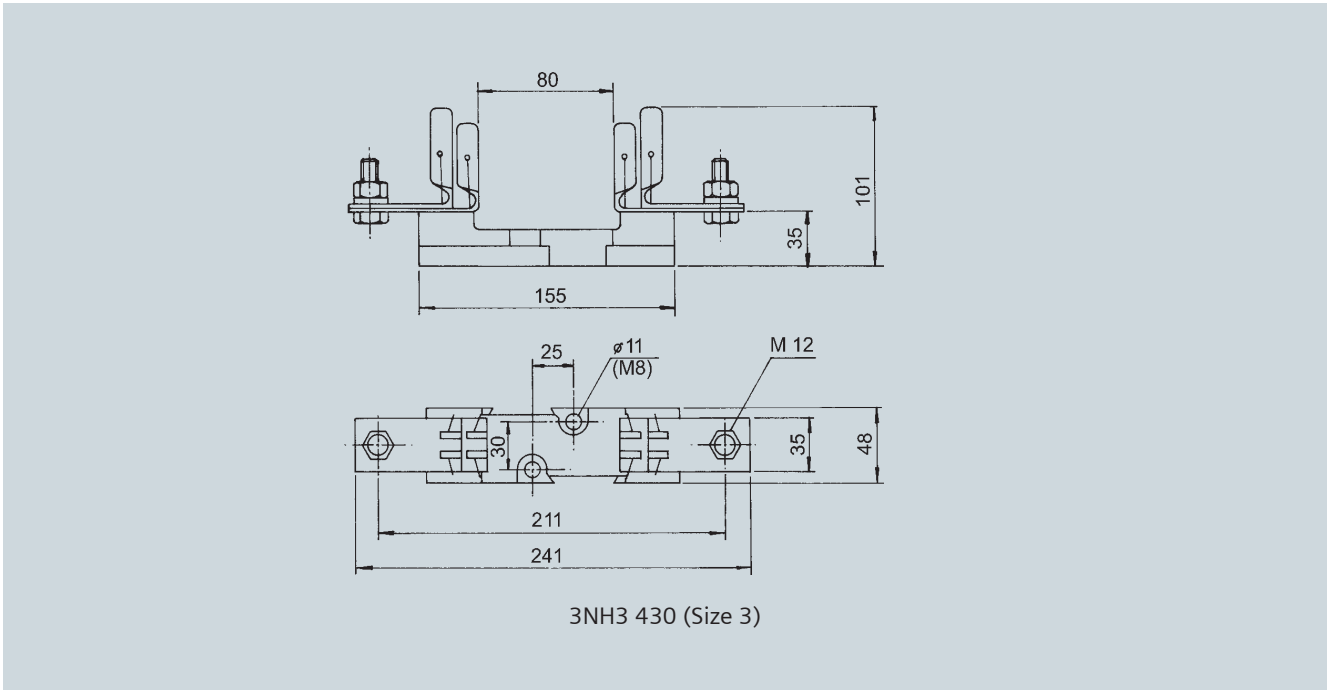
3NH3 230 (Size 1)



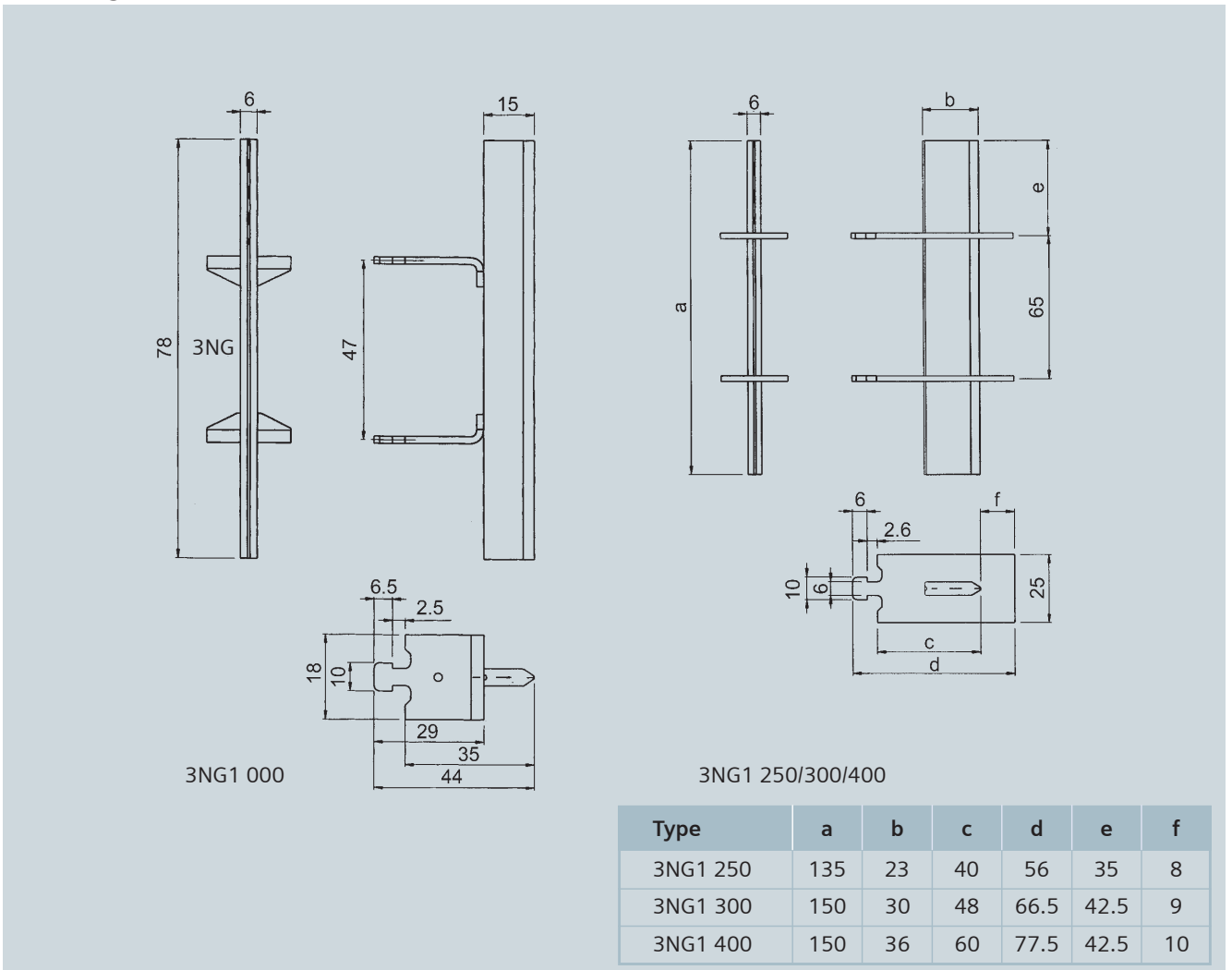
3NH3 330 (Size 2)

# Dimensions

## 3NH3 Fuse Bases (Continuation)

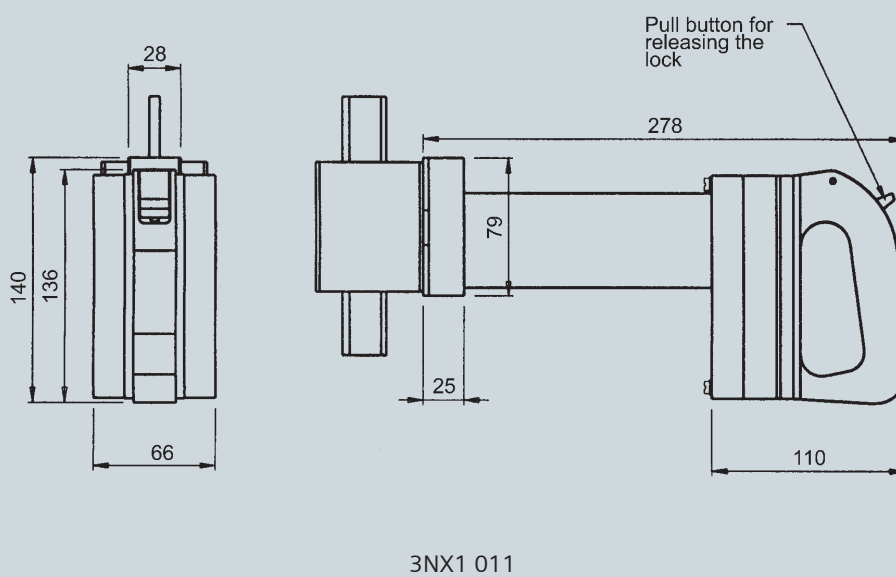
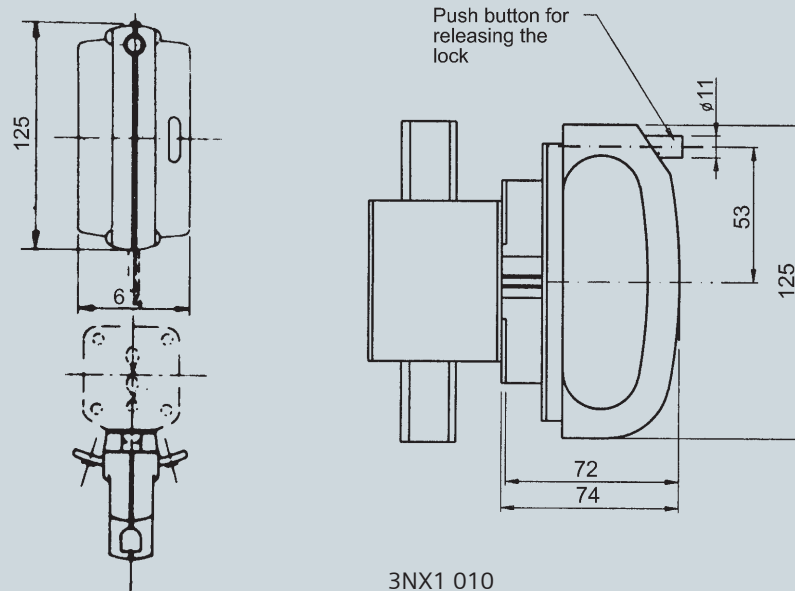


## Isolating Links 3NG



# Dimensions

## 3NX Insulated-handle fuse pullers



## Notes

# Your partners

## Sales offices:

### Ahmedabad

3rd Floor, Purna Arbur  
Girish Cold Drinks Cross Roads, Off G.C.Road  
Ahmedabad - 380 009  
☎ : +91 79 40207600  
Fax: +91 79 40207699

### Bengaluru

1st Floor, Jyoti Mahal  
No. 49, St. Marks Road  
Bengaluru - 560 001  
☎ : +91 80 22042000  
Fax: +91 80 22224131

### Chandigarh

SCO 188/191, 3rd Floor, Sector-17 C  
Chandigarh - 160 017  
☎ : +91 172 4690300  
Fax: +91 172 4690399

## Territory managers:

### Aurangabad

A9, Yogeshwari Vrundavan, Nr. Malhar Chowk  
Garkheda Parisar, Prem Nagar  
Aurangabad - 431210, Maharashtra  
Mobile: +91 9766316446  
E-mail: santosh.rajhans@siemens.com

### Baroda

3rd Floor, OHM Business Park  
Opp. Balaji Hospital, Ellora Park, Shubhanpura  
Baroda - 390023  
☎ : +91 265-669210  
Mobile: +91 9825506962  
E-mail: bhushan.sawant@siemens.com

### Belgaum

H.No. 713, Narvekar Lane, Shahpur  
Belgaum - 590008, Karnataka  
☎ : +91 831 2495156  
Mobile: +91 9740277991  
E-mail: anand.gawade@siemens.com

### Bhilai

25/2, Nehru Nagar (West), SBI Colony  
Bhilai - 490020, Chhattisgarh  
Mobile: +91 7869913404  
E-mail: prashant.ghate@siemens.com

### Bhopal

Flat No. 104, Sagar Home Phase-2  
Sarvadhama Society, Nayapura Road  
Bhopal - 462042, Madhya Pradesh  
Mobile: +91 9977228084  
E-mail: prajwal.khapekar@siemens.com

### Bhubaneswar

Flat No. 109, Hara Priya Apartment  
Vivekanand Marg  
Bhubaneswar - 751002, Orissa  
Mobile: +91 9937097504  
E-mail: sumit.sengupta@siemens.com

### Calicut

Door No. 19/C - 192 CPM House  
Naderi (PO), Koyilandy (via)  
Calicut - 673326  
☎ : +91 9645963636  
E-mail: ragesh.ri@siemens.com

### Cochin

K.G.Oxford Business Centre  
3A, Shreekanth Rd, Ravipuram  
Cochin - 682016  
☎ : +91 4028611/22  
Mobile: +91 9387384848  
E-mail: sudheer.ts@siemens.com

### Cochin

K.G.Oxford Business Centre  
3A, Shreekanth Rd, Ravipuram  
Cochin - 682016  
Mobile: +91 9744511109  
E-mail: sajeen.s@siemens.com

### Dehradun

32, Dhronpuri, Main Lane, G.M.S.  
Dehradun - 248001, Uttarakhand  
Mobile: +91 8650404404  
E-mail: shashibhushan.prasad@siemens

### Chennai

Sathak Centre, No.4., Mahatma Gandhi Road  
Chennai - 600034  
☎ : +91 44 28334000  
Fax: +91 44 28334088

### Coimbatore

7th Floor, Global Towers, 1057, Avinash Road  
Coimbatore - 641 018  
☎ : +91 422 4336300  
Fax: +91 422 4336310

### Hyderabad

5-9-19, 4th & 5th Floor, Laxmi Narasinh Estate  
Opp. Secretariat Road, Saifabad  
Hyderabad - 500 004  
☎ : +91 40 2348 2500  
Fax: +91 40 23243145

### Durgapur

14, Dinabandhu Mitra Path  
Near Kavi Guru Middle Stop  
SAIL Co-Operative Area, City Centre  
Durgapur - 713216  
Mobile: +91 9874343052  
E-mail: rana.mitra@siemens.com

### Guwahati

G-1, Hill View Apartment  
Navagraha Path, Chenikuthi Hill Side  
Guwahati - 781003, Assam  
Mobile: +91 9864110684  
E-mail: biplab.datta@siemens.com

### Guwahati

G-1, Hill View Apartment  
Navagraha Path, Chenikuthi Hill Side  
Guwahati - 781003, Assam  
Mobile: +91 9435346708  
E-mail: Sourav.Bhattacharya@siemens.com

### Haridwar

6, Nand Puri, Nr. Aya Nagar Chowk, Jwalapur  
Haridwar - 249407, Uttarakhand  
☎ : +91 1334 251943  
Mobile: +91 9897070133  
E-mail: ankur.singh@siemens.com

### Indore

Flat No. 102, Panchavati Apart.  
40 Chandralok Colony, Khajrana Road  
Indore - 452001, Madhya Pradesh  
Mobile: +91 9926939993  
E-mail: prashant.joshi@siemens.com

### Jaipur

6, Park Street, Opp. Pink City Petrol Pump, M.I.Road  
Jaipur - 302001, Rajasthan  
☎ : +91 141 5152108  
Mobile: +91 9829244313  
E-mail: gupta.arun@siemens.com

### Jalandhar

H.No.943, Urban Estate, Phase I  
Jalandar - 144022, Punjab  
☎ : +91 181 4613929  
Mobile: +91 9876047929  
E-mail: sunil.singla@siemens.com

### Jamshedpur

823, Udaigiri Vijaya Heritage, Uliyan, Kadma  
Jamshedpur - 831005, Jharkhand  
☎ : +91 657 6451637  
Mobile: +91 9934311352  
E-mail: shaibal.pariial@siemens.com

### Jodhpur

371, Gauri House  
Kamala Nehru Nagar, Nr. SBI Bank  
Jodhpur - 342008, Rajasthan  
☎ : +91 291 2760371  
Mobile: +91 9828327200  
E-mail: naveen.sahariya@siemens.com

### Kanpur

Flat No.403, Gulmohar Garden Phase II  
Near Mariampur Hospital, Chain Factory  
Shastri Nagar  
Kanpur - 208005  
Mobile: +91 8009900939  
E-mail: shagun.gupta@siemens.com

### Kolkata

43, Shanti Palli, Rashbihari Bypass Connector  
Eastern Metropolitan Bypass  
Kolkata - 700 042  
☎ : +91 33 2444 9000, 24428641-47  
Fax: +91 33 2444 9010/13

### Lucknow

28/45, Ashok Marg, Opp. Indira Bhawan  
Lucknow - 226001  
☎ : +91 522 4031022, 4031000  
Fax: +91 522 4031019

### Mumbai

8th Floor, R&D Technology Centre  
Thane Belapur Road, Airoli Node  
Navi Mumbai - 400 708  
☎ : +91 22 3326 5005-6  
Fax: +91 22 3326 5867

### Kolhapur

Flat No.101, Shrushti Mahabharat Apartment  
Mahavir Garden To Mahavir College Road  
Nagala Park  
Kolhapur - 416003  
☎ : +91 231 2663330  
Mobile: +91 9881465421  
E-mail: sachin.chavan@siemens.com

### Ludhiana

H.No.92, Lajpat Nagar, Near Bus Stand  
Ludhiana - 141002, Punjab  
☎ : +91 161 2770574  
Mobile: +91 9815502480  
E-mail: rohit.jagga@siemens.com

### Ludhiana

H.No.95, 1st Floor, Model Gram Extension  
Near Bank of India  
Ludhiana - 141002, Punjab  
Mobile: +91 9888484066  
E-mail: padam.sharma@siemens.com

### Madurai

8/12, Ground Flr.  
Sakthi Vellammal Street, SS colony  
Madurai - 625010, Tamil Nadu  
Mobile: +91 9894617780  
E-mail: mahendiran.murugan@siemens.com

### Nashik

"Aditya Avenue", Flat No.27, 4th Floor, B-Wing  
Near Chandak Circle, Tidke Colony  
Nasik - 422001, Maharashtra  
Mobile: +91 9822193204  
E-mail: kiran.kanhurkar@siemens.com

### Pondicherry

"Raghavendra ILLAM", Gnd Floor  
No 21, 3rd Cross Street, Anna Nagar  
Pondicherry - 605005  
Mobile: +91 9840143536  
E-mail: lakshmanan.s@siemens.com

### Raipur

Flat No.103, First Floor, Block-B, Shilp Enclave  
Nr. IAS Colony, Shankar Nagar  
Raipur - 492007, Chhattisgarh  
Mobile: +91 9425057945  
E-mail: brajesh.rathor@siemens.com

### Rajkot

"Vrjraj", Chandanpark Society  
Opp. Gyanganga Vidhyapith, Nr. Raiya Circle  
Rajkot - 360005, Gujarat  
Mobile: +91 9825021026  
E-mail: hiren.raythatha@siemens.com

### Ranchi

H-1/187, Harmu Housing Colony, Harmu  
Ranchi - 834002, Jharkhand  
Mobile: +91 9234610953  
E-mail: sourav.dasgupta@siemens.com

### Renukoot

Above ICICI Prudential Office, Patel Nagar  
Murdhewa, Distt. Sonebhadra  
Renukoot - 231217, Uttarpradesh  
☎ : +91 544 254693  
Mobile: +91 9838007897  
E-mail: bhav.srivastava@siemens.com

### Nagpur

5th Floor, Land Mark Building  
Wardha Road, Ramdas Peth  
Nagpur - 440 010  
☎ : +91 712 6633000  
Fax: +91 712 6633111

### New Delhi

4A, Ring Road, I.P.Estate, Box.No.7036  
New Delhi - 110 002  
☎ : +91 11 2345 5000-09  
Fax: +91 11 42995030

### Pune

Tower B/701-705, ICC Trade Tower  
403A, Senapati Bapat Road  
Pune - 411016  
☎ : +91 20 2570 6000  
Fax: +91 20 2570 6060

### Rourkela

HIG - B/207, Phase - 3, Kalinga Vihar, Chhend  
Rourkela - 769015, Orissa  
Mobile: +91 9438529778  
E-mail: samir.chintak@siemens.com

### Rudrapur

13/14, Model Colony  
Nr.Gopinath Mandir, Station Road  
Rudrapur - 263153, Distt. Udham Singh Nagar  
Uttarkhand  
Mobile: +91 9839813707  
E-mail: singh.ajay@siemens.com

### Salem

3/25, Santosh Nagar  
PACB Backside, Chinnathirupathi  
Salem - 8  
☎ : +91 427 2401981  
Mobile: +91 9894617772  
E-mail: rubengerald.s@siemens.com

### Surat

Flat No. 202, D-1, Suryam Residence  
Cause Way Road, Opp. Hari Darshan  
Shingampor-Dabholi Road, Katargam  
Surat - 395004, Gujarat  
Mobile: +91 9925001779  
E-mail: chandrakant.keshrani@siemens.com

### Trichy

Door No.106, Grd. Flr., 5th Cross Street  
Vidyalal Road, Ganapathy Nagar, Thiruvanani Koil  
Trichy - 605005  
☎ : +91 431 4345621  
Mobile: +91 9840843121  
E-mail: k.saravanakumar@siemens.com

### Trivandrum

Udayakaran, T.C.No.28/535  
Krishnakovil Road, Kalthamukku  
Trivandrum - 695024, Kerala  
Mobile: +91 9895979604  
E-mail: antony.john@siemens.com

### Udaipur

303, Oasis Park, PP Singhal Marg, Ambavgarh  
Udaipur - 313001, Rajasthan  
☎ : +91 294 2430345  
Mobile: +91 9829039120  
E-mail: ajit.parashar@siemens.com

### Vapi

Flat No.302, Samraja IV, Royal Residency  
Gokul Vihar Township, Charwada Road  
Vapi - 396195, Gujarat  
☎ : +91 260 6451156  
Mobile: +91 9825147957  
E-mail: sachin.paradkar@siemens.com

### Vijaywada

74-32-1, Flat No.304, Tummala Residency  
Opp. Current Office Pandaripuram, Ashok Nagar  
Vijayawada - 520007, Andhra Pradesh  
☎ : +91 866 3060833  
Mobile: +91 9866463639  
E-mail: santosh.p@siemens.com

### Vizag

Flat No. 401, Door No. 9-19-6  
Vinayagar South Avenue, CBM Compound  
Vishakhapatnam - 530003, Andhra Pradesh  
☎ : +91 891 6462229  
Mobile: +91 98492 12555  
E-mail: kvs.prasad@siemens.com

Siemens Ltd.  
Industry Sector  
Building Technologies Division  
Low Voltage Global Components  
R&D Technology Centre  
Kalwa Works, Thane Belapur Road, Thane - 400 601  
Fax: +91 22 33265627  
Email: globalcomponents.in@siemens.com  
[www.siemens.com/industry](http://www.siemens.com/industry)

Order No.: 103794117  
GC-01-005-005  
(This replaces ET-01-014-004)

Customer Care Toll free no.  
1800 220 987 / 1800 209 0987  
Email: adscs.india@siemens.com

Product upgradation is a continuous process. Hence, data in this catalog is subject to change without prior notice. For the latest information, please get in touch with our Sales Offices.